



THE LEARNING SPACE

[WWW.THELEARNINGSPEACE.SG](http://WWW.THELEARNINGSPEACE.SG)

PRE SCHOOL

WORKSHEETS

# **LANGUAGE ARTS FOR PRESCHOOLERS**

## **KINDERGARTEN**


### **Chapter One Theme: Home**

PART 2




**Sign up today and be the first to download  
Chapter 2 of our Language Art Pre-schoolers  
Series**

Name \_\_\_\_\_



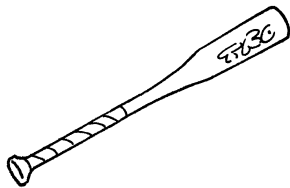
**man**




**goat**



**computer**



**bat**




**dog**




**baby**




**woman**



**book**




**bird**



**horse**




**boy**





**fire truck**

**NOUNS THAT NAME ANIMALS AND THINGS** Draw a circle around each animal or thing. Say the noun that names each animal or thing you circled.


Name \_\_\_\_\_




**beaver**



**fox**




**ant**




**bee**



**mouse**


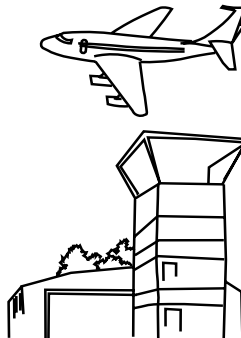

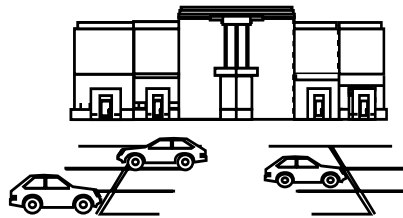






**frog**



**SIGNS/LABELS** In each row, draw a circle around the picture that is missing its label.  
Tell what labels are missing.






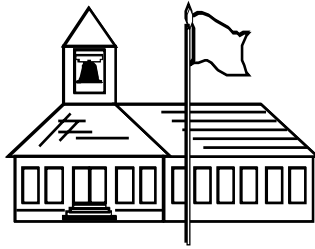

Name \_\_\_\_\_



**NOUNS THAT NAME PLACES** 🍏 Draw a circle around the school. ☆ Draw a circle around the farm.  
🌳 Draw a circle around the airport. Say the noun that names each place you circled.

**At Home:** Think of another noun that names a place and draw a picture.

Name \_\_\_\_\_




**NOUNS THAT NAME PLACES** Look at the animal in each row. Circle the place where that animal might live. Say the noun that names each place you circled.


Name \_\_\_\_\_



**girl**




**school**




**horse**



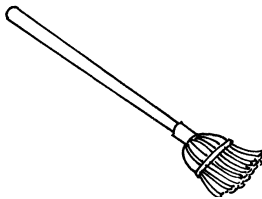
**water**




**frog**



**park**




**broom**




**farm**



**farmer**



**zoo**




**monkey**



**shoe**

**NOUNS THAT NAME PLACES** Draw a circle around the place in each row. Say the noun that names each place you circled.



Name \_\_\_\_\_



**SEQUENCE** In each row, draw a circle around the picture that shows what happened first. Draw a line under the picture that shows what happened last.






Name \_\_\_\_\_



**SPECIAL NOUNS THAT NAME PLACES, DAYS** In each row, draw a circle around the picture of a place that would have a special name of its own.

**At Home:** Tell the name of your city or town, street, and state.

Name \_\_\_\_\_



Sunday

Monday

Tuesday

Wednesday

Thursday


Friday

Saturday

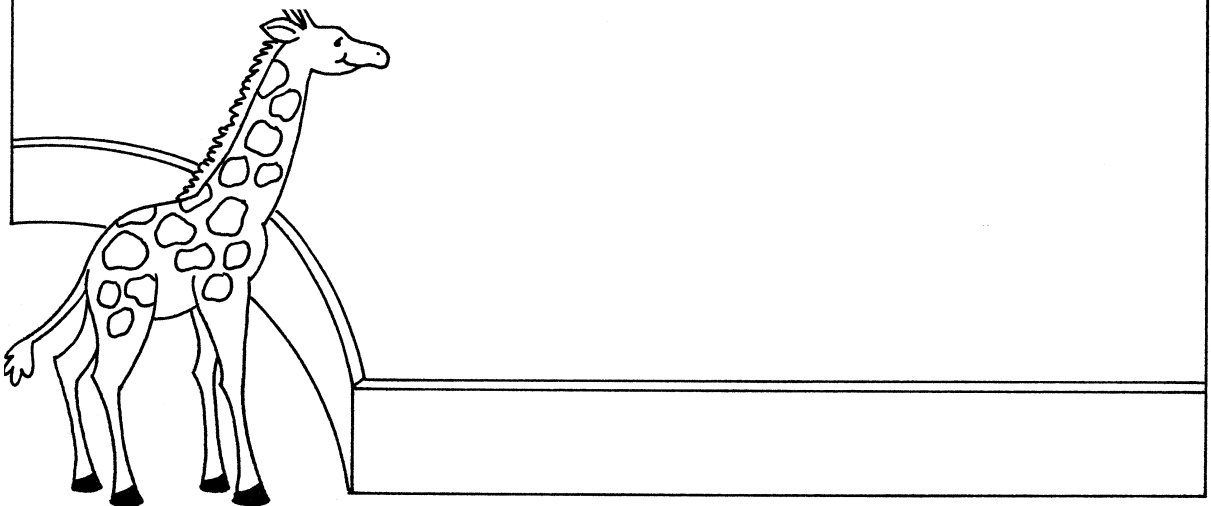
**SPECIAL NOUNS (DAY, PLACE NAMES)** Say the name of each day of the week. Draw a circle around the capital letter in each name. Then draw a picture of the weather for each day.

Name \_\_\_\_\_

SATURDAY AT BOTANICAL GARDENS



SUNDAY AT THE SINGAPORE MANDAI ZOO



**SPECIAL NOUNS (DAY, PLACE NAMES)** Draw a circle around each noun that names a day or a special place. Then finish the picture of each place.

**At Home:** Tell someone about your pictures. Tell what places they show.

Name \_\_\_\_\_

Play Day





Cooking Day

Show and  
Tell Day

Movie Day

**ENVIRONMENTAL PRINT** Listen to what each sign says. Draw a picture for each sign.  
Tell what day of the week you might use that sign in your classroom.


Name \_\_\_\_\_



**ACTION VERBS** Draw a circle around the children who read. Draw a circle around the children who paint. Draw a circle around the children who build. Draw a circle around the father and child who play. Say the verb that tells what the people in each picture are doing.

**At Home:** Draw a picture of something you do at home.

Name \_\_\_\_\_




**ACTION VERBS** Draw pictures of animals you might see on a farm. Then tell what you might do if you lived on a farm.


Name \_\_\_\_\_



play




write




write



ride



ride











play

**ACTION VERBS** Tell what actions the pictures show. Draw a line to match the pictures that show the same action.

**At Home:** Draw two pictures that show the same action.




Name \_\_\_\_\_



**GIVE/FOLLOW DIRECTIONS** Draw a circle around the cat that is 🍏 to the left of the chair; ☆ in front of the TV; 🌲 on the back of the shirt.




Name \_\_\_\_\_



**MORE ACTION VERBS** 🍏 Draw a circle around the child who slides. ☆ Draw a circle around the child who swings. 🌳 Draw a circle around the child who skates. Say the action verbs that tell what the children are doing.

**At Home:** Pantomime the actions shown on this page. Have a family member guess what you are doing.



# THE LEARNING SPACE

THE ULTIMATE LEARNING RESOURCE BY TEACHERS FOR STUDENTS

[WWW.THELEARNINGSPACE.SG](http://WWW.THELEARNINGSPACE.SG)