



THE LEARNING SPACE

WWW.THELEARNINGSPEACE.SG

PRE SCHOOL
WORKSHEETS

LANGUAGE ARTS FOR PRESCHOOLERS

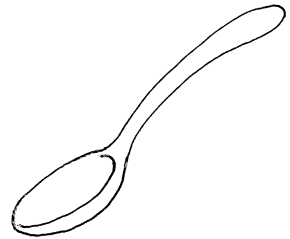
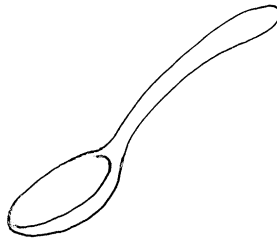
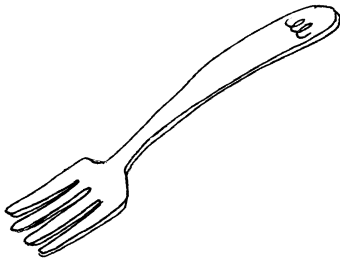
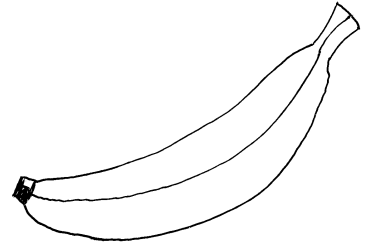
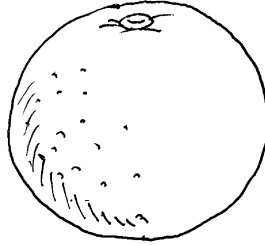
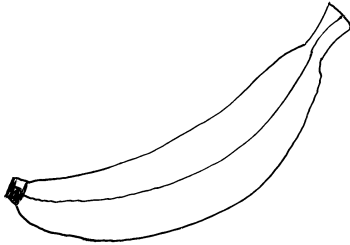
KINDERGARTEN

Chapter One Theme: Home



**Sign up today and be the first to download
Chapter 2 of our Language Art Pre-schoolers
Series**










Name _____



SAME AND DIFFERENT Circle the picture in each row that is different.

At Home: Draw two animals that are different.

Name _____




SAME AND DIFFERENT Color the animals in each row. Make two the same and one different.

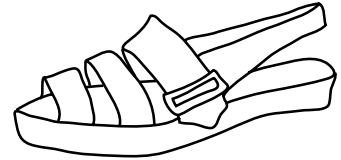
Name _____




sock




sock




sandal




star




moon




star



puppy



kitten






kitten

SAME AND DIFFERENT Color the two pictures that are the same.
Tell which picture is different.





At Home: Find two things that are the same.
Draw pictures of them.

Name _____



MAKING LISTS Draw lines to show what each person at the left might be wishing for.





Name _____

 A B C c a b	 D E F e f d
 G H I h g i	 J K L k l j

CAPITAL AND LOWERCASE LETTERS Name the letters in each row. Draw a line to connect the uppercase and lowercase forms of the same letter.

At Home: Make a poster of some capital letters cut out of old newspapers and magazines.

Name _____

 <div>L P</div> <div>m L</div> <div>P m</div>	 <div>r D</div> <div>S r</div> <div>D S</div>
 <div>a T</div> <div>T a</div> <div>F F</div>	 <div>c N</div> <div>O c</div> <div>N O</div>

CAPITAL AND LOWERCASE LETTERS Draw lines to connect the matching letters in each box.

Name _____

F


N

m

i




d

S







CAPITAL AND LOWERCASE LETTERS Name each letter. Draw a line from the letter to the child whose name has that letter.

Name _____



USE ILLUSTRATIONS Something is missing in each picture. Look at the picture. Remember the story. Then draw in the missing part.

Name _____

 M N O n o m	 P Q R r p q
 S T U V u v t s	 W X Y Z y w z x

CAPITAL AND LOWERCASE LETTERS Name the letters in each row. Draw a line to connect the uppercase and lowercase forms of the same letter.


At Home: Make a poster together of some lowercase letters cut out of old newspapers and magazines.

Name _____




otter

BABY



seaweed

CLAM



baby

OTTER



clam

SEAWEED

CAPITAL AND LOWERCASE LETTERS Draw lines to connect the matching labels.


Name _____

E

B

J

W



g

w

k

z



CAPITAL AND LOWERCASE LETTERS Name the letters above and below the picture. Find a sign in the picture that contains each letter. Circle each letter you find.

At Home: Ask your family to help you find these letters somewhere in your home: B, H, u, e, q.



Name _____




dog



bird

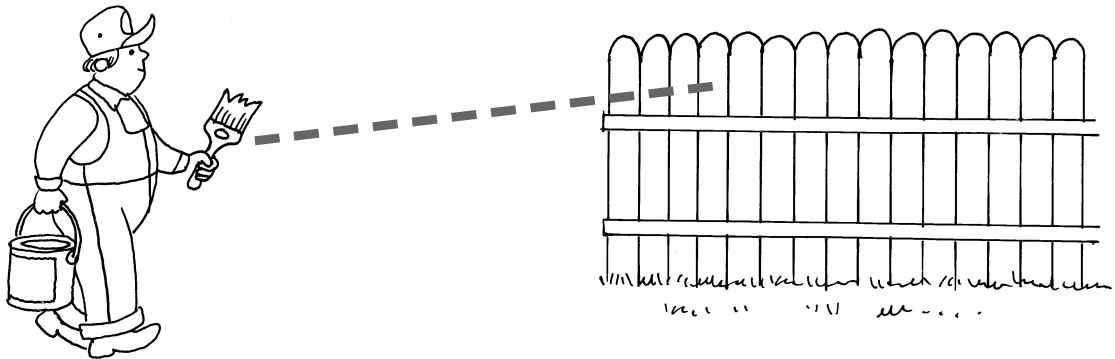

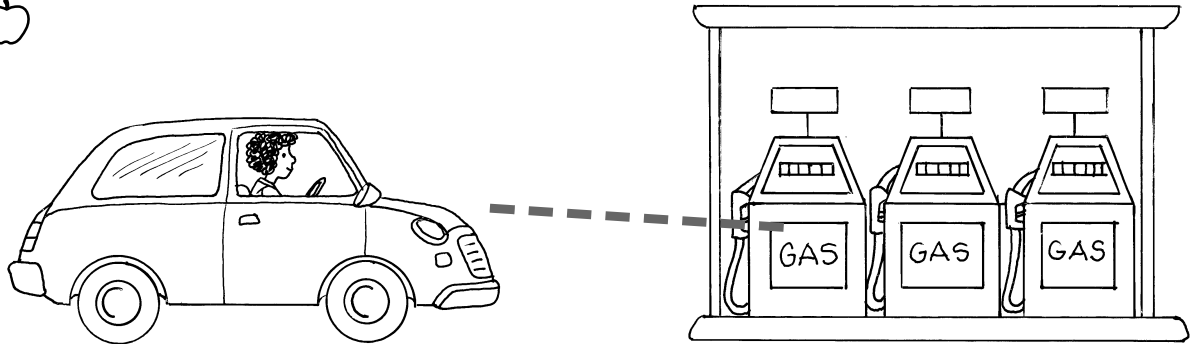


cat



USE ILLUSTRATIONS Draw a line from each real pet to the things needed to take good care of it.

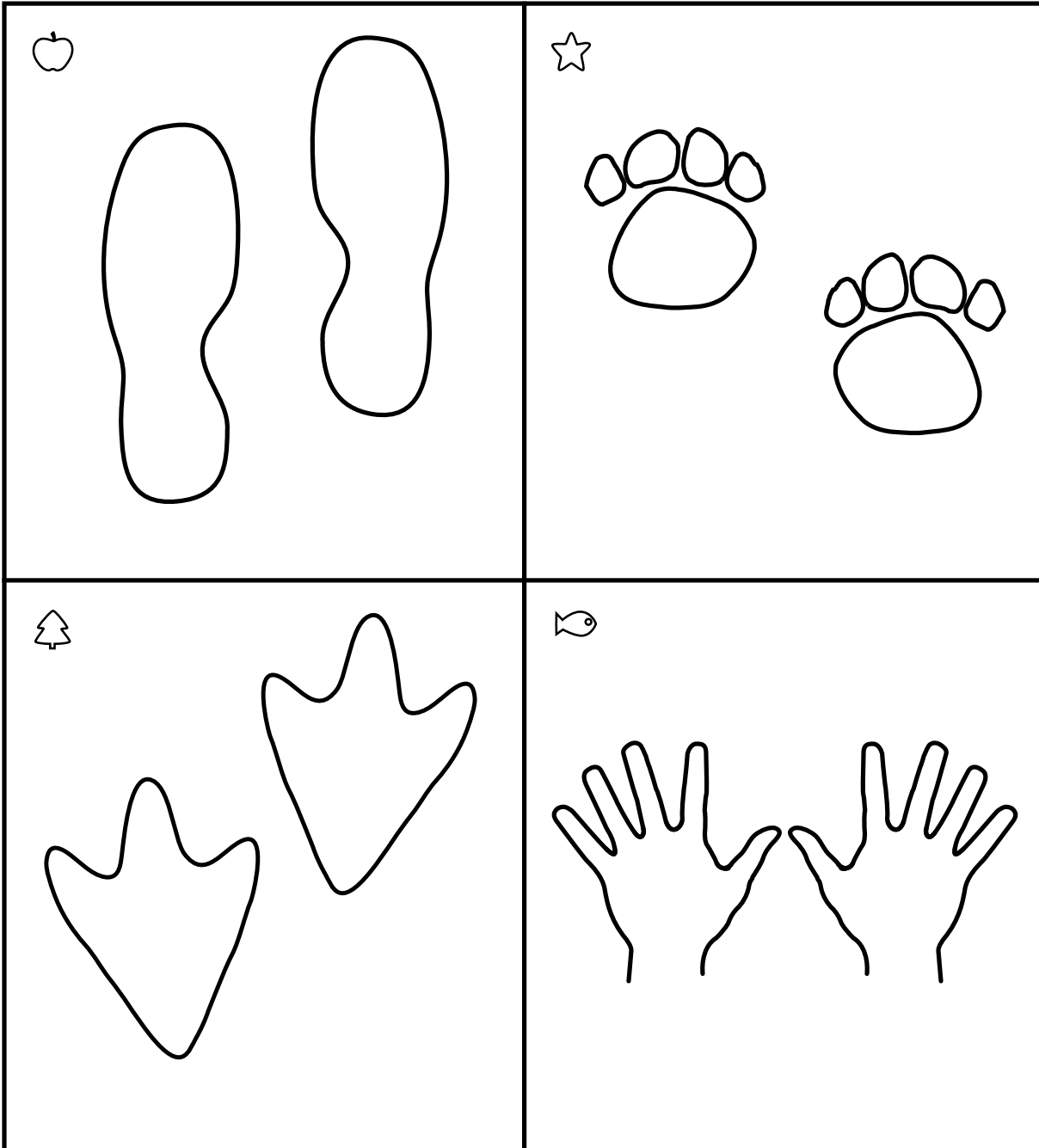
Name _____



RIGHT AND LEFT Trace each path from left to right. Use the words *left* and *right* to talk about the pictures.

At Home: Draw a picture. Show a dog on the left and a cat on the right.

Name _____




LEFT TO RIGHT What made each set of prints? Color the left one green. Color the right one blue.

Name _____




school bus




school




ambulance



hospital



airplane



airport

LEFT TO RIGHT Color each vehicle on the left. Show where each vehicle goes.
Draw a line from left to right.

At Home: Draw a picture of a puppy on the left and its mother on the right. Use *left* and *right* to talk about your picture.

Name _____



My Dog

Written by John Carman
Illustrated by Kelley Foley



One Big Pig

Written by Carlos Sanchez
Illustrated by Alex Page



Balloons for Bob

Written by Shirley Gee
Illustrated by Robert Cox



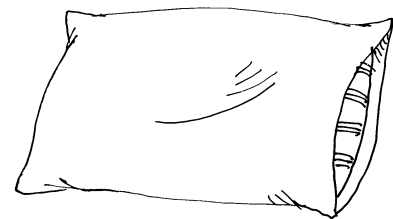




A Birthday Surprise

Written by Katie Halloran
Illustrated by Mark Brown

PARTS OF A BOOK Listen to the title of each book. Pretend you are the illustrator.
Draw a picture for the cover.



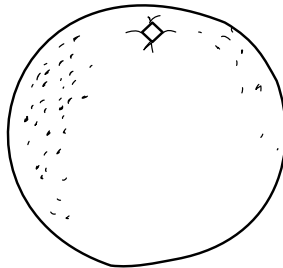

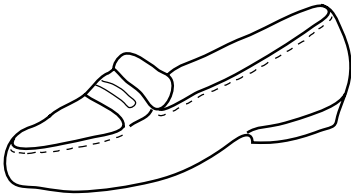
Name _____



CATEGORIES Circle all the things that belong in each room.

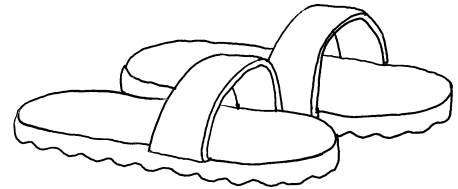

At Home: Draw four things that belong in your kitchen at home.

Name _____




CATEGORIES Think about how the two things in each row are alike. Draw something else that fits the category.


Name _____



sandals



boots



slippers

CATEGORIES Look at each picture. Draw a line to show what the girl should have on her feet. Then add them to the picture.


Name _____

My Buddy
and I

By _____

PARTS OF A BOOK Listen to the title. If you were writing this story, who would you put on the cover?
Draw a picture for the cover.

Name _____



SPECIAL NOUNS THAT NAME PEOPLE Draw a picture of yourself. Write your own name.

At Home: Show a family member your picture and your name.

Name _____



Pam



Tim



Jan



Ed



Kim




Sam

SPECIAL NOUNS THAT NAME PEOPLE Point to each person's name. Draw a circle around the capital letter at the beginning of each name.

Name _____




Bob



duck




Liz



tree




Pam



Lee



Ed



book



Jen

SPECIAL NOUNS THAT NAME PEOPLE Draw a circle around the names of the two people in each row. Point out the capital letter in each name.

At Home: Find other nouns that name people. Look for nouns that begin with a capital letter.



Name _____



SEQUENCE In each row, draw a circle around the picture that shows what happened first.

At Home: Show the pictures on this page to your family. Tell about what happened first and next in each row.

Name _____



SPECIAL NOUNS THAT NAME PEOPLE 🍏 Draw a circle around the baby. ☆ Draw a circle around the woman. 🌳 Draw a circle around the carpenter. 🐟 Draw a circle around the baker. Say the noun that names each person you circled.

At Home: Draw a picture of two family members or friends.

Name _____




NOUNS THAT NAME PEOPLE Tell a story about the big picture. Then say the names of the people below the big picture. Circle the people who are in your story.


Name _____




painter




astronaut



fish



waiter




panda



carpenter



lifeguard





clock



sailor












NOUNS THAT NAME PEOPLE Draw a circle around the two people in each row. Say the noun that tells who each person is.

Name _____



SEQUENCE In each row, draw a circle around the picture that shows what happened first. Draw a line under the picture that shows what happened last.



Name _____



NOUNS THAT NAME ANIMALS AND THINGS 🍏 Draw a circle around the cow. ☆ Draw a circle around the kite. 🌳 Draw a circle around the horse. 🐟 Draw a circle around the computer. Say the noun that names each animal or thing you circled.

At Home: Draw a picture of an animal you would like for a pet.

Name _____



NOUNS THAT NAME ANIMALS AND THINGS Say the name of each animal or thing in the row of small pictures. Then draw a line from each small picture to the same animal or thing in the big picture. Tell about other animals and things you see in the big picture.



THE LEARNING SPACE

WWW.THELEARNINGSPEACE.SG

PRE SCHOOL
WORKSHEETS